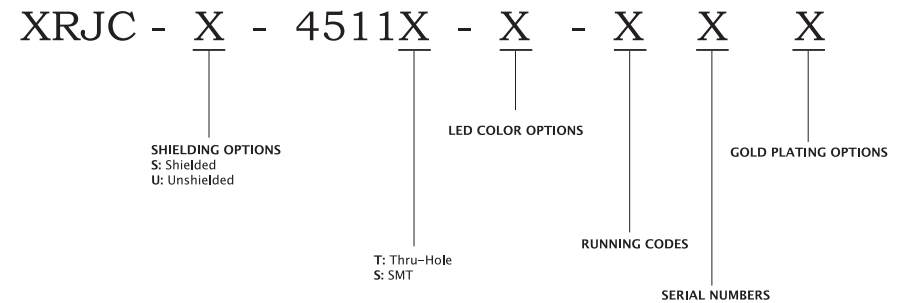


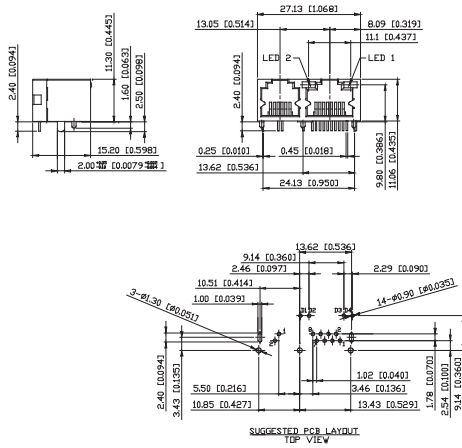


Performance Specifications	
Materials and Finish	
Housing	Thermoplastic, UL 94V-0, Color Black
Contacts	Phosphor bronze plated with hard gold (optional) and Tin or gold flash in solder area
Shielding	Copper alloy plated with Nickel or Tin
Operating Temperature	0°C~70°C
Storage Temperature	-40°C~85°C
Mechanical Characteristics	
Durability	500 Mating Cycles
Mating Force	5 Pounds Max.
Unmating Force	5 Pounds Max.
Electrical Characteristics	
Current Rating	1.5 A Max.
Voltage Rating	150 VAC Max.
Insulation Resistance	500 MΩ Min.
Dielectric Withstanding Voltage	1000 VAC for 1 minute between adjacent contacts 1500 VAC for 1 minute between shielding and contacts
Termination Resistance	40mΩ Max. Initial 50mΩ Max. Final

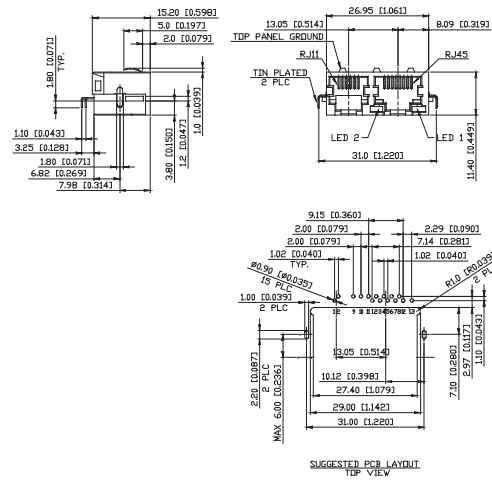
Features and Benefits	
RJ45+RJ11 combo design saves the PCB space	
Available in SMT and Thru-Hole types	
LEDs located at top of jack for effective visibility	
LEDs provided in a variety of color options	
LEDs manufactured under license for U.S. Patent 4,978,317	
Unshielded and shielded versions in popular size configurations	
Reduce labor cost for PCB assembly	
Meets or exceeds FCC part 68 rules and regulations with standard PCB footprints	
Options : Customized tooling available	

Part Numbering :


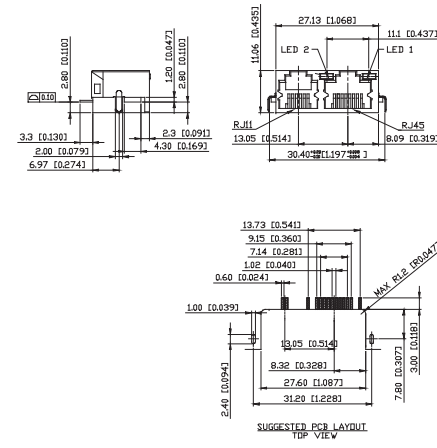
Mechanical Type: Tab Up, w/ LED



Mechanical Type: Tab Down, w/ LED



Mechanical Type: Tab Up, w/ LED



Mechanical Type: Tab Down, w/ LED

