

- Operating Temperature 0°C To 70°C
- Designed To Meet IEEE802.3 And ANSI X3.263 Standards
- 16PIN SMT Designed For Hi-Temp Reflow Process

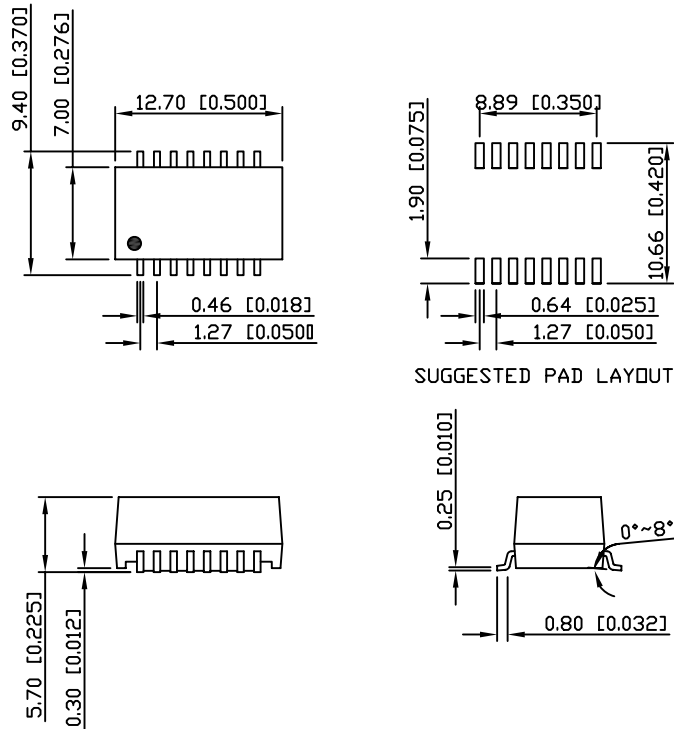


Isolation Hi-pot: 1500Vrms(pri/sec), Pri.OCL: TX&RX: 350uH Min@Idc=8mA

Part Number	Insertion Loss (dB Max)	Return Loss (dB Min)				Common Mode Rejection Ratio (dB Min)			Cross Talk (dB Min)		Cw/w (Pf typ)	DC Resistanc (Ω Max)	Turn Ratio (±5%)
		0.1-100MHz	1-30MHz	40MHz	50MHz	60-80MHz	1-30MHz	60MHz	80-100MHz	1-30MHz			
XTFZ-DHS16XXCCX	-1.1	-18	—	-14	-11.5	-42	-37	-33	-45	-40	25	0.9	1CT:1CT/1CT:1CT
XTFZ-DHS16XXCCX	-1.1	-18	-14	-13	-12	-40	-35	-30	-45	-35	25	0.9	1CT:1CT/1CT:1CT
XTFZ-DHS16XXCCX	-1.1	-18	-14	-13	-12	-40	-35	-30	-45	-35	25	0.9	1CT:1CT/1CT:1CT
XTFZ-DHS16XXCCX	-1.1	-18	-14	-13	-12	-40	-35	-30	-45	-35	25	0.9	1CT:1CT/1CT:1CT
XTFZ-DHS16XXCCX	-1.1	-18	-14	-13	-12	-40	-35	-30	-45	-35	25	0.9	1CT:1CT/1CT:1CT
XTFZ-DHS16XXCCX	-1.1	-18	-14	-13	-12	-40	-35	-30	-45	-35	25	0.9	2CT:1CT/1CT:1CT

Mechanical

XTFZ-DHQ40XXCCX

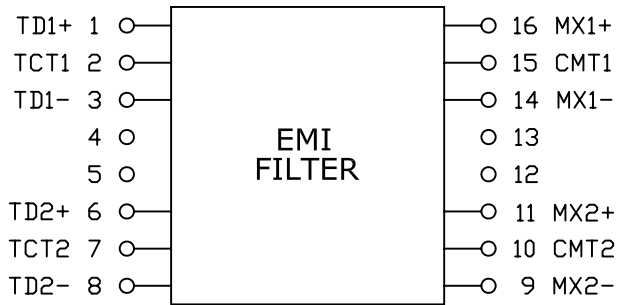


Unless otherwise specified, all tolerances are mm(inch) ±0.25[0.010]

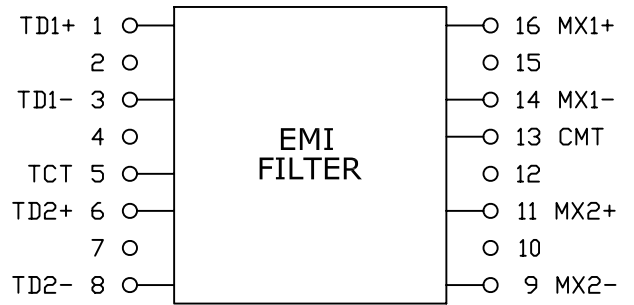
The above dimensions are for references only and are not to be used for design work. Please contact our sales people for the specification drawing for your application.

Schematics

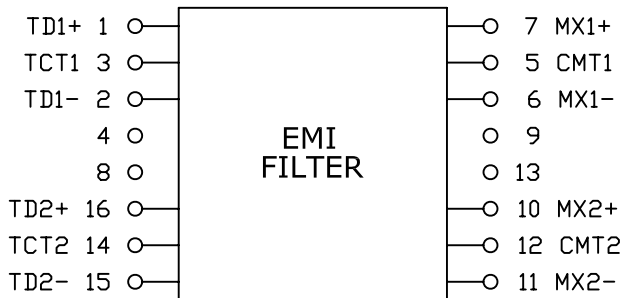
XTFZ-DHS16XXCCX



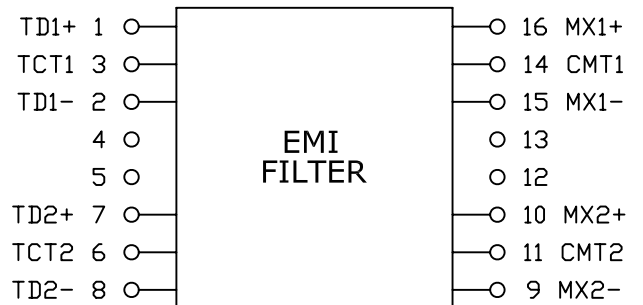
XTFZ-DHS16XXCCX



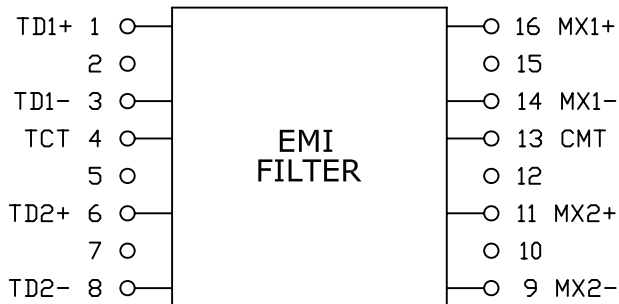
XTFZ-DHS16XXCCX




XTFZ-DHS16XXCCX



XTFZ-DHS16XXCCX



XTFZ-DHS16XXCCX



The above dimensions are for references only and are not to be used for design work. Please contact our sales people for the specification drawing for your application.