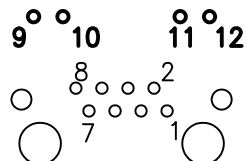
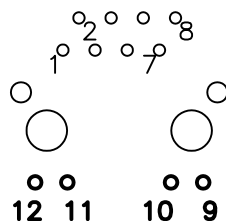


W/O TRANSFORMER

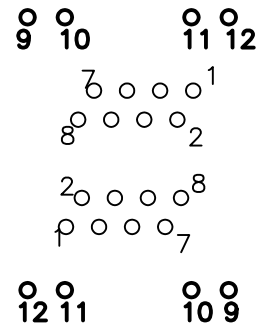
LATCH UP



LATCH DOWN

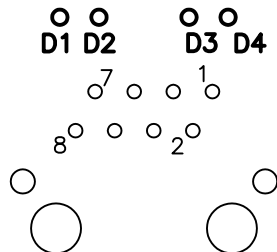


2*N SERIES

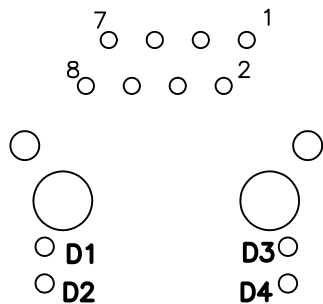


WITH TRANSFORMER

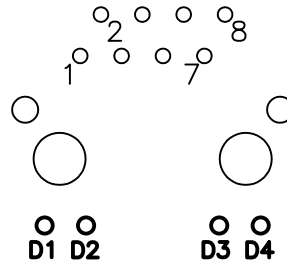
LATCH UP



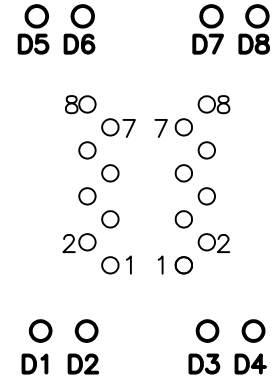
LATCH UP



LATCH DOWN



2*N SERIES



X MULTIPLE

CONNECTING THE INFORMATION AGE

XMULTIPLE USA
1420 Los Angeles Ave., Suite G,
Simi Valley, CA 93065

G/NO:

THIS DRAWING IS A CONTROLLED DOCUMENT.

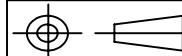
DWG NO:

TITLE:
LED SCHEMATIC

DRAWN:
LEON

PART NO:

CHKD:
GEORGE



UNIT
mm[inch]

SHEET

REV

01

DATE:
May.08,08