
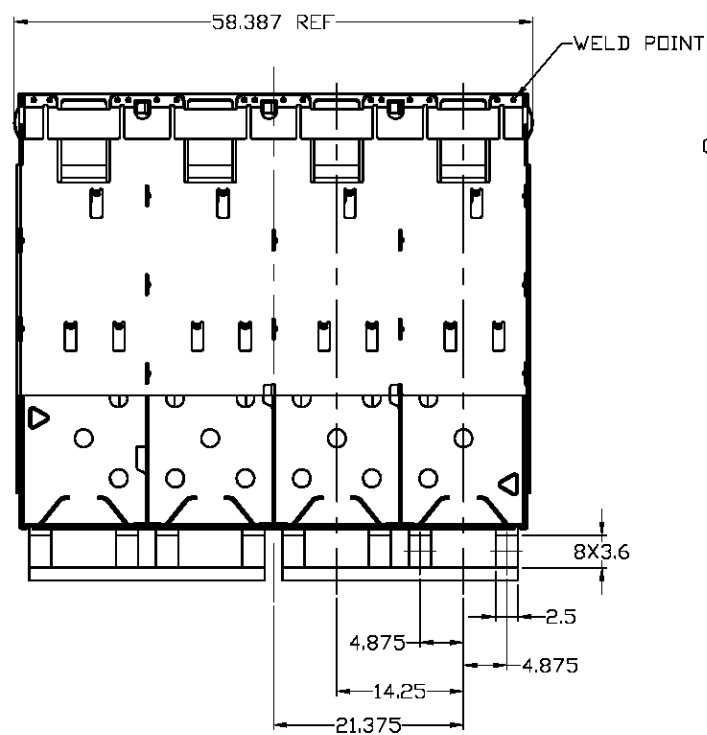
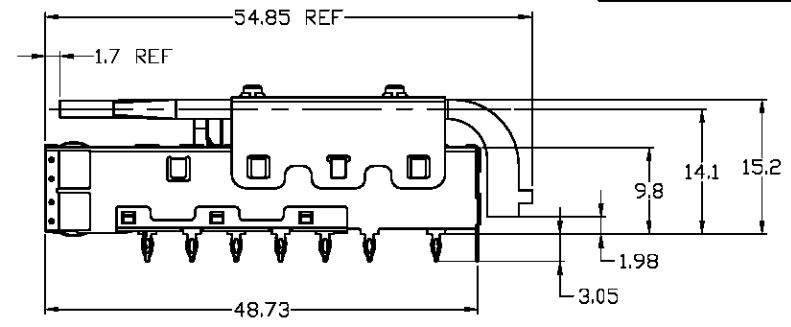
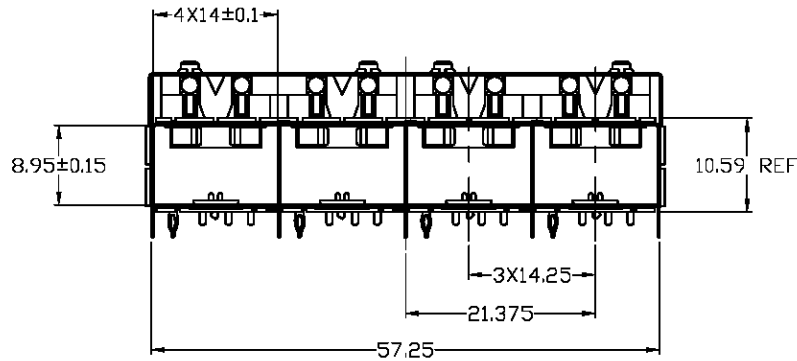


REVISION RECORD				
REV	ECD	DESCRIPTION	DRFT	CHKD



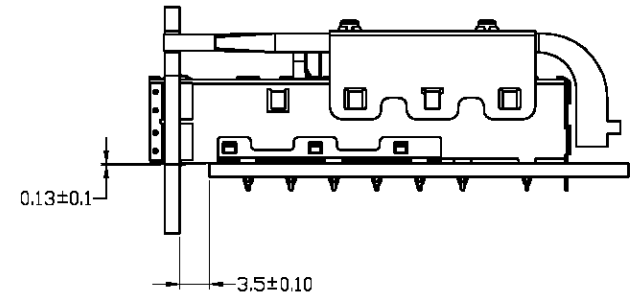
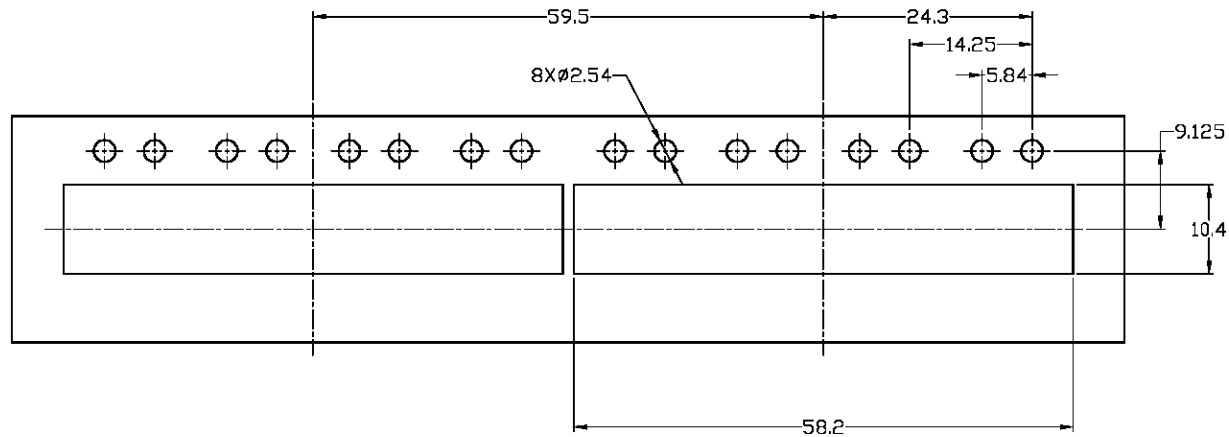
FINISHED ASSEMBLY  
SCALE 1:1

NOTE:  
 1,MECHANICAL:  
 MATERIAL:  
 1. CAGE: COPPER ALLOY, THICKNESS=0.25mm.  
 2. LIGHT PIPE: POLYCARBONATE UL94V-0 COLOR: CRYSTAL.  
 3. LIGHT PIPE BRACKET: COPPER ALLOY.  
 4. EMI SPRING: COPPER ALLOY.  
 2,TEMPERATURE:  
 OPERATION: -55°C ~ +85°C  
 STORAGE: -55°C ~ +85°C  
 MEET WITH SFP MSA COMPLIANT TRANSCEIVERS  
 ROHS COMPLIANT  
 PART NUMBER: SFP014PLB-L

ATTACHED LISTS	DRG: JERRY CHKD: ANDY MFD:		DATE: 09/02/10 DATE: 09/08/10 DATE: 09/09/10		Xmultiple Technologies, Inc.  TITLE <b>SFP+ CAGE 1X4 WITH LIGHT PIPE</b>  DRAWING NO. SFP-014PLB /PART NO. SEE NOTE  DO NOT SCALE DRAWING	
	TOLERANCES EXCEPT AS NOTED: .01 ± 0.05 .02 ± 0.15 .030 ± 0.075		APPVAL: ALANN MATERIAL:			SIZE REV <b>A3</b> <input type="radio"/>
	ANGLES:		QTY: 1 FINISH:			
	THIRD ANGLE PROJECTION		SCALE:			SHEET X OF Y



REVISION RECORD				
REV	ECO	DESCRIPTION	DRFT	CHKD



RECOMMENDED BEZEL CUT-OUT AND BOARD POSITION DIMENSIONS FOR SINGLE SIDE MOUNTING

DETACHED LISTS			DFTD JERRY DATE 09/07/10	Xmultiple Technologies, Inc.  TITLE SFP+ CAGE 1X4 WITH LIGHT PIPE	
			CHKD ANDY DATE 09/08/10		
	TOLERANCES EXCEPT AS NOTED MM ± 0.20 .00 ± 0.15 .000 ± 0.075		APPVLALANN DATE 09/09/10	DRAWING NO. SFP-014PLB /PART NO. SEE NOTE	
	ANGLES ±		MATERIAL :  QT'Y :  FINISH:	DO NOT SCALE DRAWING	SIZE A3
		SCALE :	SHEET X OF Y		1