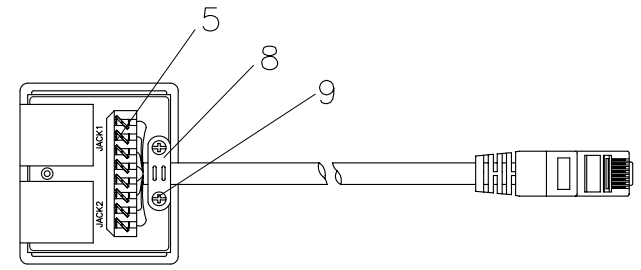
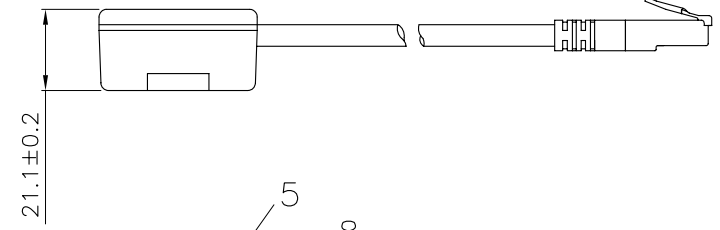
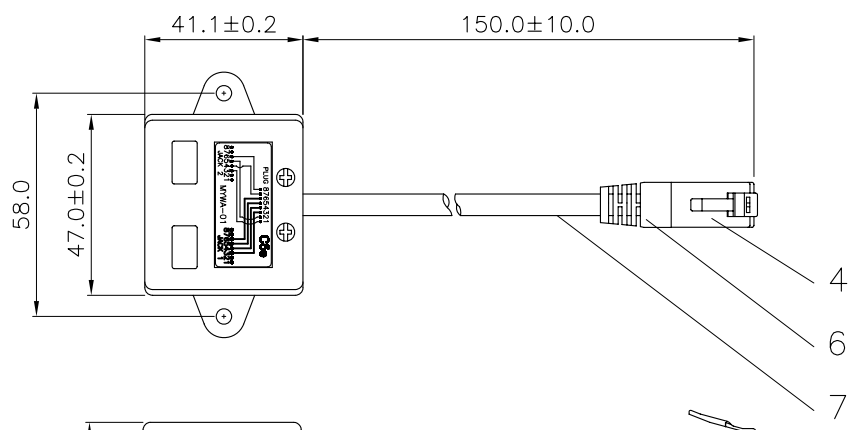
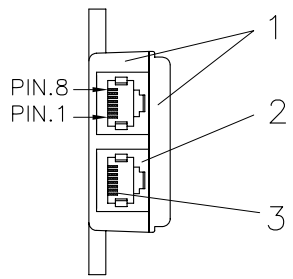
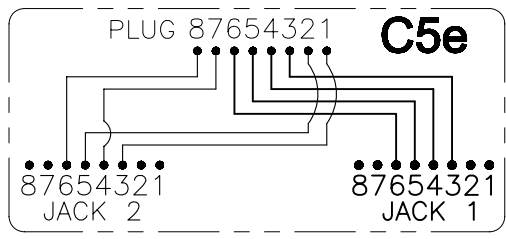


1 2 3 4 5 6

Wiring information



SCALE 1/2

Specification :

Material :

1. Plastic Housing : ABS, UL 94-HB, with optional color.
2. RJ45 Jack :
 - 2-1. Housing : PBT+Glass Fiber, UL 94V-0.
 - 2-2. Contact Bracket : PBT+Glass Fiber, UL 94V-0.
3. RJ45 Jack Contact :
 - 3-1. Material : Phosphor Bronze with Nickel plated.
 - 3-2. Finish : 50 micro-inch Gold plated on Plug contact area.
4. RJ45 Plug :
 - 4-1. Housing : (JE P/N PR8850) PC, UL 94V-2, Transparent color.
 - 4-2. Contact Terminal : Phosphor Bronze with 50 micro-inch Gold plated.
5. IDC :
 - 5-1. Housing : PC+Glass Fiber, UL 94V-2.
 - 5-2. Terminal : Phosphor Bronze with Tin plated.
6. Assembly Type : Normal Molded, white PVC.
7. Cable Type : (UTP)Foil Shielded Twisted Pair, 24 AWG Stranded Conductor.
8. Cable Chip : SPCC with Nickel Plated.
9. Screw : Steel with Nickel Plated.
10. PCB : FR4, UL 94V-0.

Performance :

- a. Insertion force : 20N max. (IEC 60603-7-4)
- b. Retention strength : 7.7 kg between Jack and Plug.
- c. Operating temperature : -10°C to 60°C. (ISO/IEC 11801, ANSI/TIA/EIA 568 B.2)
- d. Life(mating cycles) :
 - * Jack : 750 cycles min. (ISO/IEC 11801, IEC 60603-7-4)

GENERAL TOLERANCE OF DIMENSIONS X.xxx ±0.005 X.xx ±0.05 X.X ±0.1	DRAWING	2015.02.03	Paul	Xmultiple Technologies Inc.
	CHECK	2015.02.03	Paul	
	APPROVAL	2015.02.03	Paul	
	DATE		NAME	
SCALE	1/2 (A4)	UNIT	mm	DES.: CAT.5E MODULAR "Y" WIRING ADAPTOR
		DRAWING NO. XCAB-JP-TMD-5UA01		
		DRAWING CLASSIFICATION	S SHEET 1 OF 1	

A

B

C

D

A

B

C

D

1 2 3 4 5 6
0 10cm