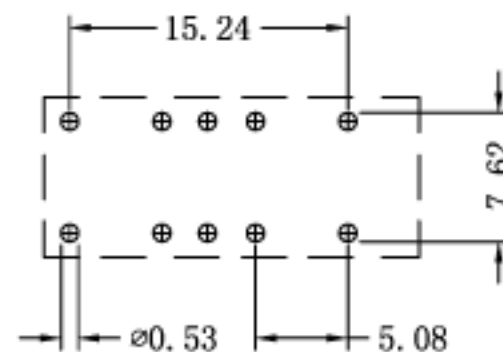

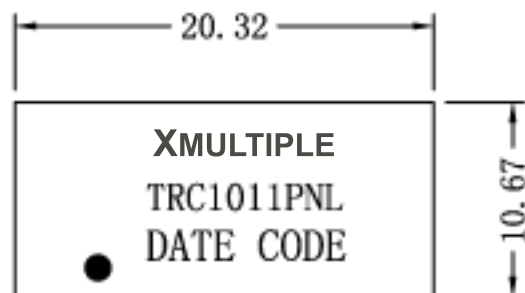
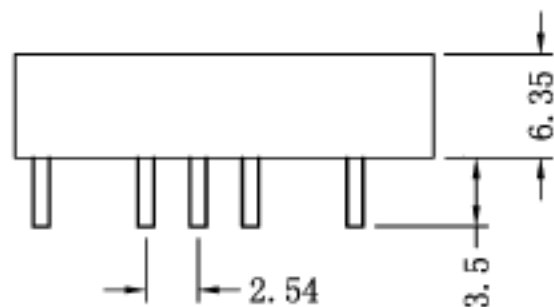


Mechanical:

REV.	BCN NO.	DESCRIPTION	DATE	APPD
A	REL		05/12/2006	



SUGGESTED PCB LAYOUT (TOP VIEW)



NOTES:

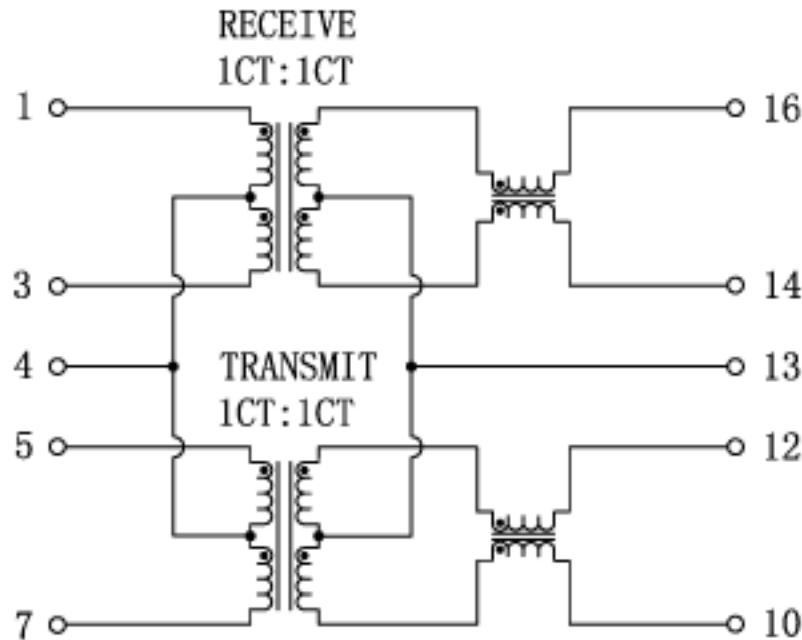
1. Designed to support application, such as SOHO (ADSL modems), LAN-on-Motherboard (LOM), hub and Switches.
2. With various Turns Ratios.
3. RoHS "NL" peak solder rating $255 \pm 5^\circ\text{C}$.
4. UL Certification: File Number E321120.



X:X	± 0.20	APPD:	XMULTIPLE
X:XX	± 0.10	CHKD: Miles	
X:XXX	± 0.05	DR:	
ANGLES	$\pm 1^\circ$	UNIT: mm	
			TITLE: 10/100Base-T Single Port Transformer Modules
			PART NO.: XF-TRC1011PNL
SCALE: 2/1		SHEET: 1/2	REV: A
		DWG NO.: TRC08120503	

Schematic:

REV.	BCN NO.	DESCRIPTION	DATE	APPD
A	REL		05/12/2008	



Electrical Specifications @25°C

1. Rri Inductance:
350uH MIN, AT 100KHz, 0.1V, 8mA
2. Leakage Inductance:
0.6uH MAX, AT 100KHz, 0.1V
3. Interwinding CAP:
50pF MAX, AT 100KHz, 0.1V
4. DCR: 0.9Ω MAX
5. Insertion Loss:
0.3-100MHz:-1.1dB MAX
6. Return Loss(dB MIN):
30MHz:-18; 40MHz:-15
50MHz:-13; 60-80MHz:-11
7. Crosstalk:
0.3-100MHz:-38dB MIN
8. DCMR:
0.3-100MHz:-40dB MIN
9. Hi-Pot: 1500Vrms
10. Operating Temperature:0~70°C.



X:X	±0.20	APPD:	XMULTIPLE
X:XX	±0.10	CHKD: Miles	
X:XXX	±0.05	DR:	
ANGLES	±1°	UNIT: mm	TITLE: 10/100Base-T Single Port Transformer Modules
			PART NO.: XF-TRC1011PNL
SCALE: 2/1		SHEET: 2/2	REV: A
		DWG NO.: TRC08120503	