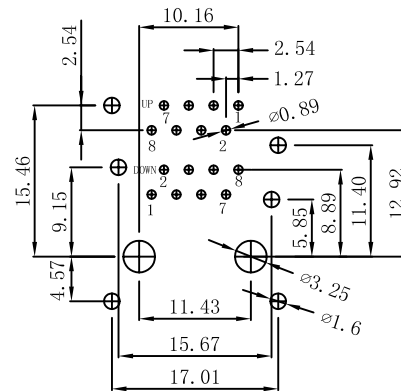
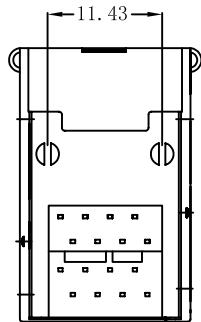
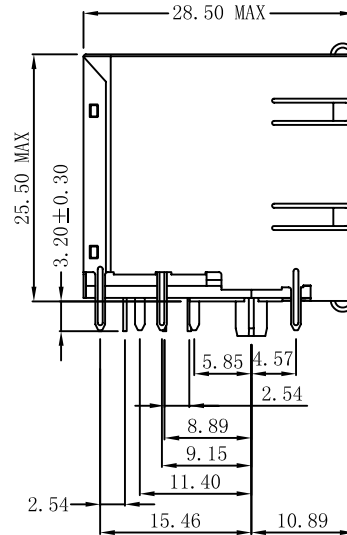
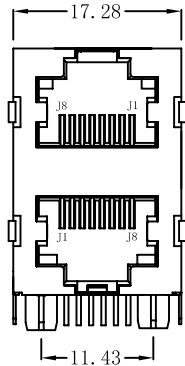


Mechanical:

REV.	ECN NO.	DESCRIPTION	DATE	APPD
A	REL		2011/07/15	



SUGGESTED PCB LAYOUT (TOP VIEW)

SPECIFICATION:

1. Electrical Char.

Insulation Resistance: 500M-Ohm Min.

Contact Resistance: 20milli-Ohm Max.

Rating Current: 1.5A Max.

Rating Voltage: 120V AC.

Dielectric Voltage: 1000 Vrms 60 Sec Min.

2. Physical char.

Housing: PBT Glass Filled (UL 94V-0)

Color: Black Color

Spring Wire: 0.35mm Thickness Phosphor Bronze
Gold Plating Over Nickel.

Temperature Range: -40°C/+85°C

Durability: 500 Mating cycles Min.



X:X	±0.20	APPD:	X MULTIPLE
X:XX	±0.10	CHKD:	
X:XXX	±0.05	DR: C. H. Y	TITLE: DOUBLE DECK GANG PCB JACK 2×1
ANGLES	±1°	UNIT: mm	PART NO.: XMD-TRJE17208CNL
	SCALE: 2/1	SHEET: 1/1	REV: A DWG NO.: TRC11071502