

## SINGLE RJ45 CONNECTOR MODULE WITH 10/100 BASE-TX MAGNETICS AND LEDS

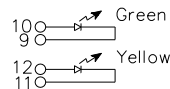
### XMH-J1A911ZTVA

Page : 1/3

- Suitable for CAT 5 & 6 Fast Ethernet Cable or better UTP.
- Meets or exceeds IEEE 802.3 standard for 100 Base-T.
- 350  $\mu$ H minimum OCL with 8 mA bias current.
- Minimum 1500 Vrms isolation per IEEE 802.3 requirement.
- All materials are RoHS and UL94-V0 compliant.
- RoHS peak solder rating 260°C.
- Meet EN60950-1 basic insulation requirement.
- Recommended panel



Part Number	9,10 (Right Led)	11,12 (Left Led)
1	Green	Yellow



Electrical Specifications @ 25°C							
Part Number	Turns Ratio ( $\pm 5\%$ )		Crosstalk (dB Typ)	Return Loss $100\Omega \pm 5\Omega$ (dB Typ)			
	TX	RX		1-65 MHz	1-10 MHz	10-30 MHz	30-60 MHz
XMH-J1A911ZTVA	1CT : 1CT	1CT : 1CT	-1	-20	-16	-12	-10

Electrical Specifications @ 25°C						
Part Number	Crosstalk (dB Typ)			Common Mode Rejection (dB Typ)		HI-POT (Vrms)
	1-30 MHz	30-60 MHz	60-100 MHz	1-50 MHz	50-150 MHz	@60MHz/1Min
XMH-J1A911ZTVA	-40	-35	-30	-30	-20	1500

RJ45 Durability Testing Rating & Material Specification				
Part Number	Durability	Mating Force	Shield	
			Material	Finish
XMH-J1A911ZTVA	750 Insertions	5 lbs./2.268 kgs.	Brass	10-20m inches Nickel

RJ45 Material Specification				
Part Number	Contact		Housing	
	Material	Plating Area	Material	Specification
XMH-J1A911ZTVA	Phosphor Brass	10-20m inches Nickel Over selective gold plating $6\mu$ inches	Thermoplastic	UL 94 V-0

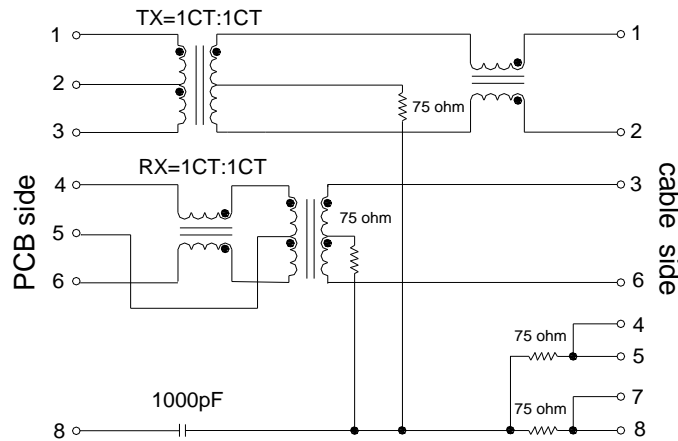
\* Operating temperature range: 0C to +70°C. Storage temperature range: -25°C to +125°C.

## SINGLE RJ45 CONNECTOR MODULE WITH 10/100 BASE-TX MAGNETICS AND LEDS

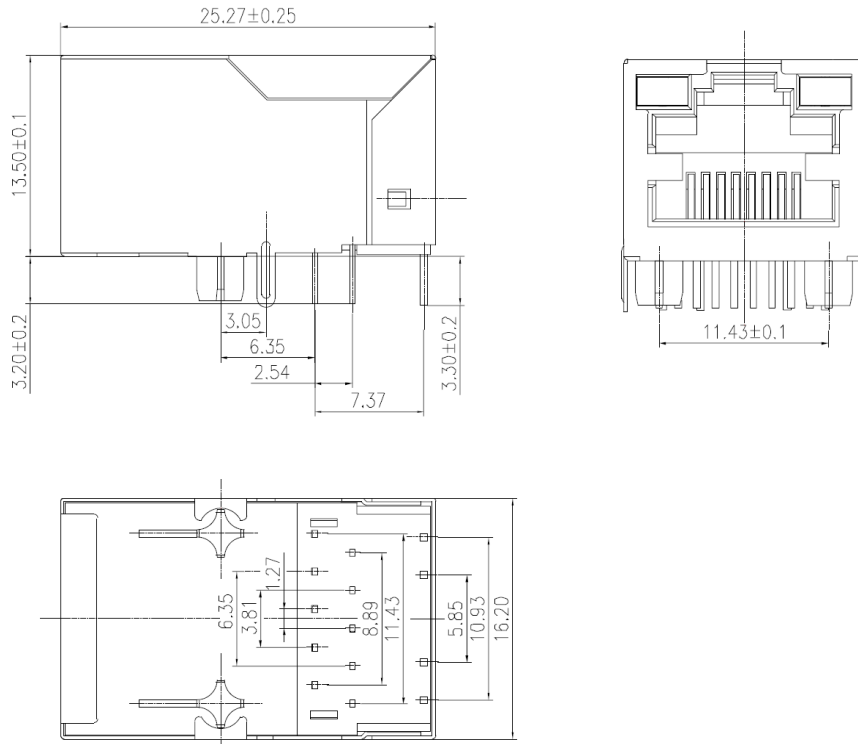
XMH-J1A911ZTVA

Page : 2/3

### SCHEMATIC



### MECHANICAL



Units: mm. Tolerance: ±0.25 unless specified otherwise.

## SINGLE RJ45 CONNECTOR MODULE WITH 10/100 BASE-TX MAGNETICS AND LEDS

XMH-J1A911ZTVA

Page : 3/3

### PCB LAYOUT

