

SINGLE RJ45 CONNECTOR MODULE WITH 10/100 BASE-TX MAGNETICS AND LEDS

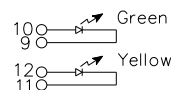
XMH-J1B912ZFEA

Page : 1/3

- Suitable for CAT 5 & 6 Fast Ethernet Cable or better UTP.
- Meets or exceeds IEEE 802.3 standard for 100 Base-T.
- 350 μ H minimum OCL with 8 mA bias current.
- Minimum 1500 Vrms isolation per IEEE 802.3 requirement.
- All materials are RoHS and UL94-V0 compliant.
- RoHS peak solder rating 260°C.
- Meet EN60950-1 basic insulation requirement.
- Recommended panel



Part Number	9,10 (Right Led)	11,12 (Left Led)
1	Green	Yellow



Electrical Specifications @ 25°C							
Part Number	Turns Ratio ($\pm 5\%$)		Insertion Loss (dB Max)	Return Loss 100 Ω $\pm 5\Omega$ (dB Typ)			
	TX	RX		1-100MHz	1-10MHz	10-30MHz	30-60MHz
J1B912ZFEA	1CT : 1CT	1CT : 1CT	-1.15	-20	-16	-12	-10

Electrical Specifications @ 25°C						
Part Number	Crosstalk (dB Typ)			Common Mode Rejection (dB Typ)		HI-POT (Vrms)
	1-30MHz	30-60MHz	60-100MHz	1-50MHz	50-150MHz	@60MHz/1Min
J1B912ZFEA	-40	-35	-30	-30	-20	1500

RJ45 Durability Testing Rating & Material Specification				
Part Number	Durability	Mating Force	Shield	
			Material	Finish
J1B912ZFEA	750 Insertions	5 lbs./2.268 kgs.	Brass	10-20m inches Nickel over 10-20m inches Brass

RJ45 Material Specification				
Part Number	Contact		Housing	
	Material	Plating Area	Material	Specification
J1B912ZFEA	Phosphor Brass	10-20m inches Nickel over selective gold plating 15 μ inches	Thermoplastic	UL 94 V-0

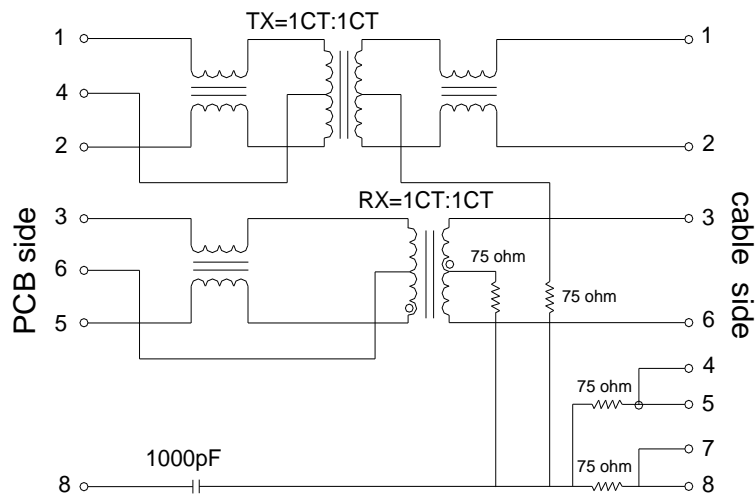
* Operating temperature range: 0°C to +70°C. Storage temperature range: -25°C to +125°C.

SINGLE RJ45 CONNECTOR MODULE WITH 10/100 BASE-TX MAGNETICS AND LEDS

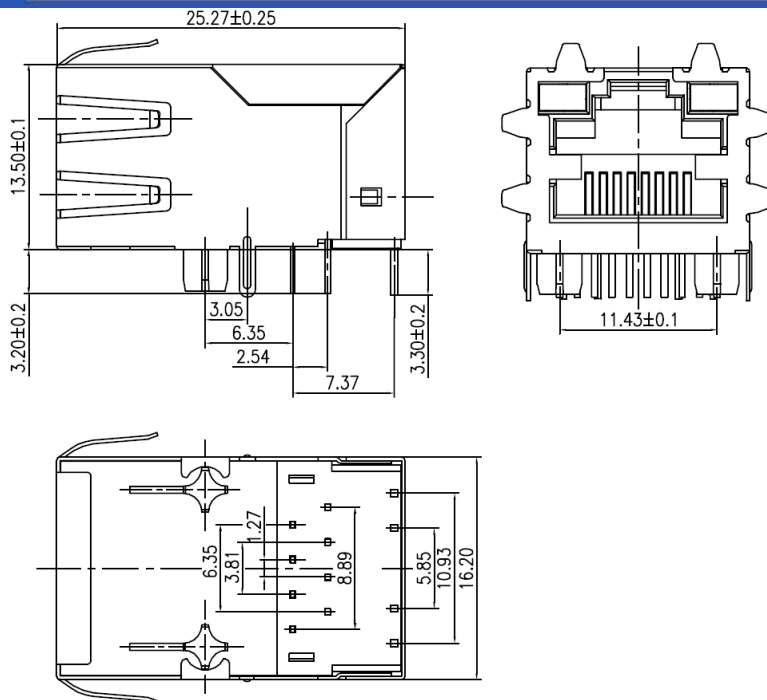
XMH-J1B912ZFEA

Page : 2/3

SCHEMATIC



MECHANICAL



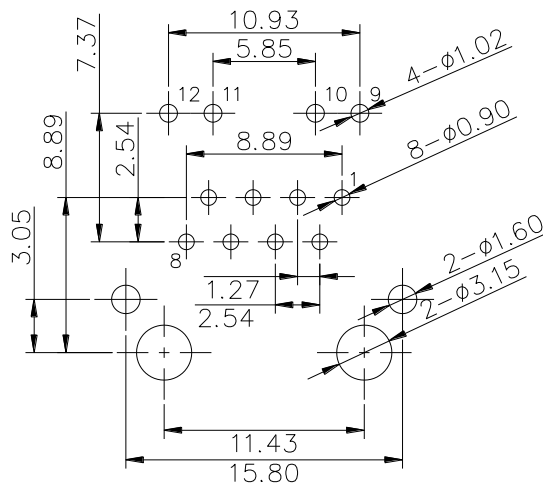
Units: mm. and Tolerance: ±0.25 unless specified.

**SINGLE RJ45 CONNECTOR MODULE WITH 10/100 BASE-TX
MAGNETICS AND LEDS**

XMH-J1B912ZFEA

Page : 3/3

PCB LAYOUT



NOTE:

Cross	XRJH-01D-1-D25-170-BL(B)