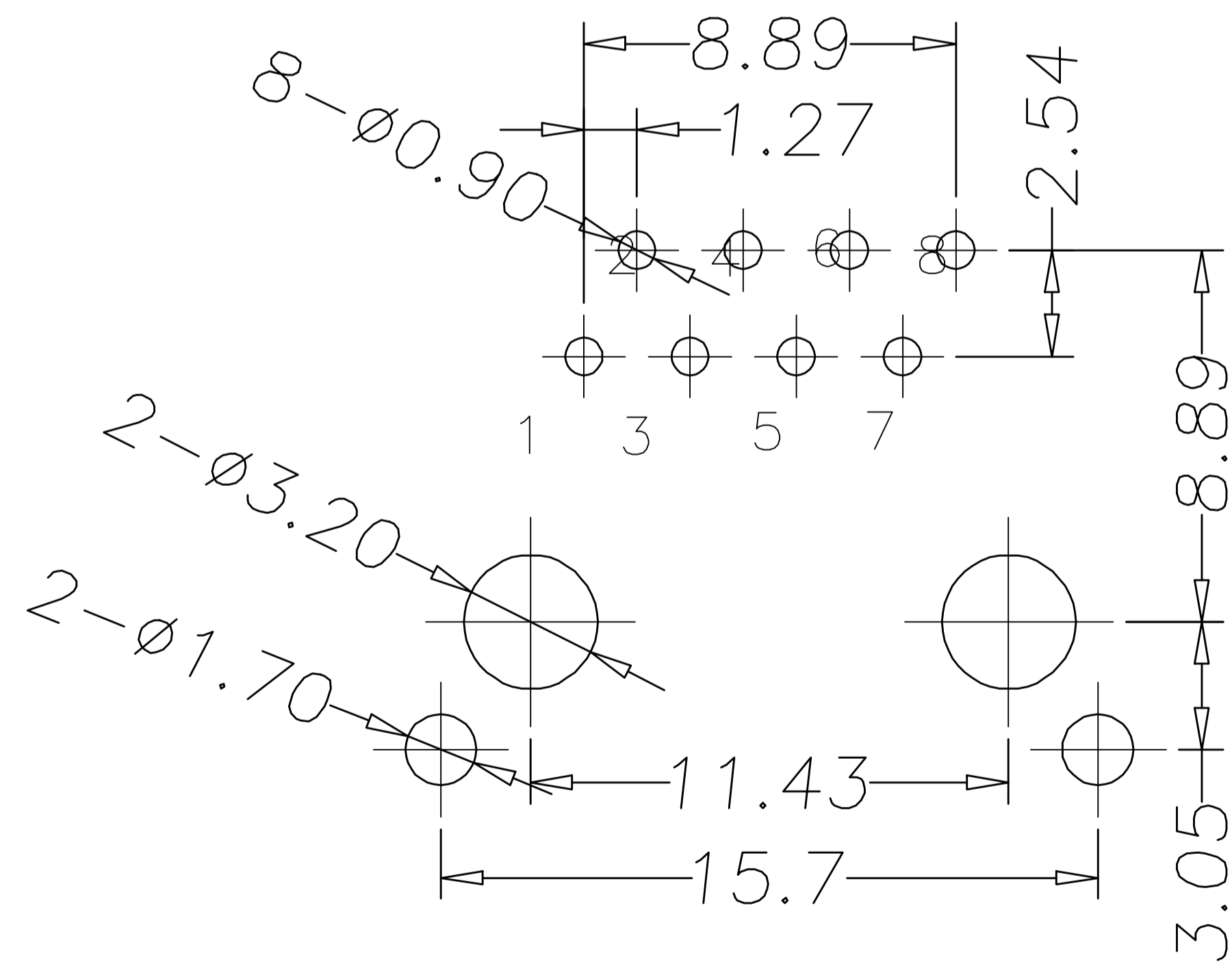
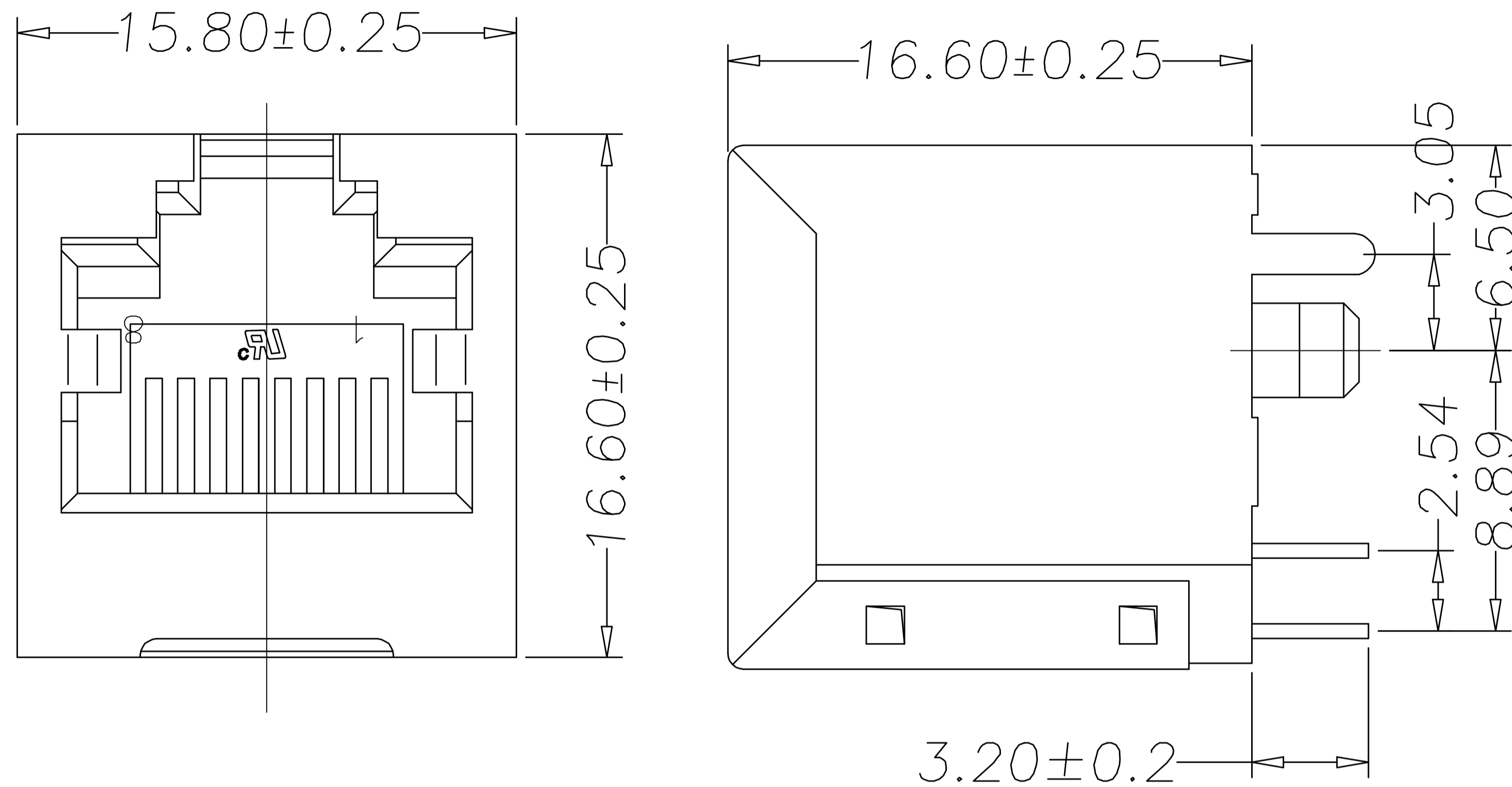


1. Mechanicals:



Part Number:
 XMV-216-11-1-QUA

NOTES:

ELECTRICAL:

- 1. Voltage Rating :125 VAC RMS.
- 2. Current Rating :1.5AMP
- 3. Contact Resistance : 30 MILLIOHMSMAX
- 4. Insulation Resistance : 500 MEGOHMS MIN@500 NDC
- 5. Dielectric Strength :1000 VAC RMS 50Hz or 60Hz,1Min

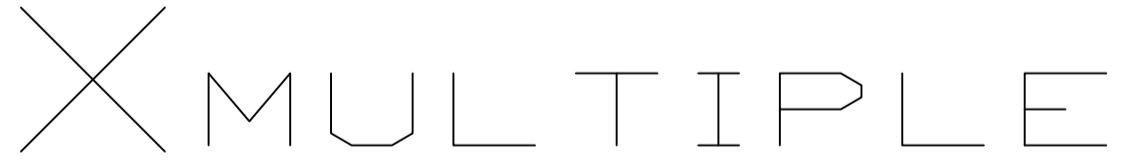
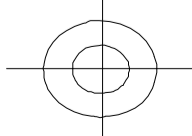
MECHANICAL:

- 1.Housing & insert material :PBT UL94 V-0
- 2.Contact material :Diameter 0.45MM Phosphor Bronze
Gold Plating over Nickel
- 3. Shield :0.20~0.25MIN THICKNESS BRASS WITH TIN PLATED
- 4. Mating/Unmating force :2.2KG.F MAX.
- 5. Retention strength :7.7KG.F MIN BETWEEN JACK AND PLUG
- 6. Operating Life :600 CYCLES MIN.

ENVIRONMENTAL:

- 1. Storage :-10°c~+40°c RATIVE HUMIDITY<70°c
- 2. Operation : -40°c~+70°c

RoHS Compliant

				CONNECTING THE INFORMATION AGE	
Xmultiple Technologies,Inc.1060 Los Angeles Avenue Simi Valley. CA 93065				G/NO:	
THIS DRAWING IS A CONTROLLED DOCUMENT.				DWG NO:	
TITLE: RJ45 Connectors,8P8C, FU				DRAWING: MIN DING	
PART NO: XMV-216-11-1-QUA				CHKD: Michael Lin	
		UNIT mm[inch]	SHEET 1 of 1	REV 01	DATE: 2012/9/03