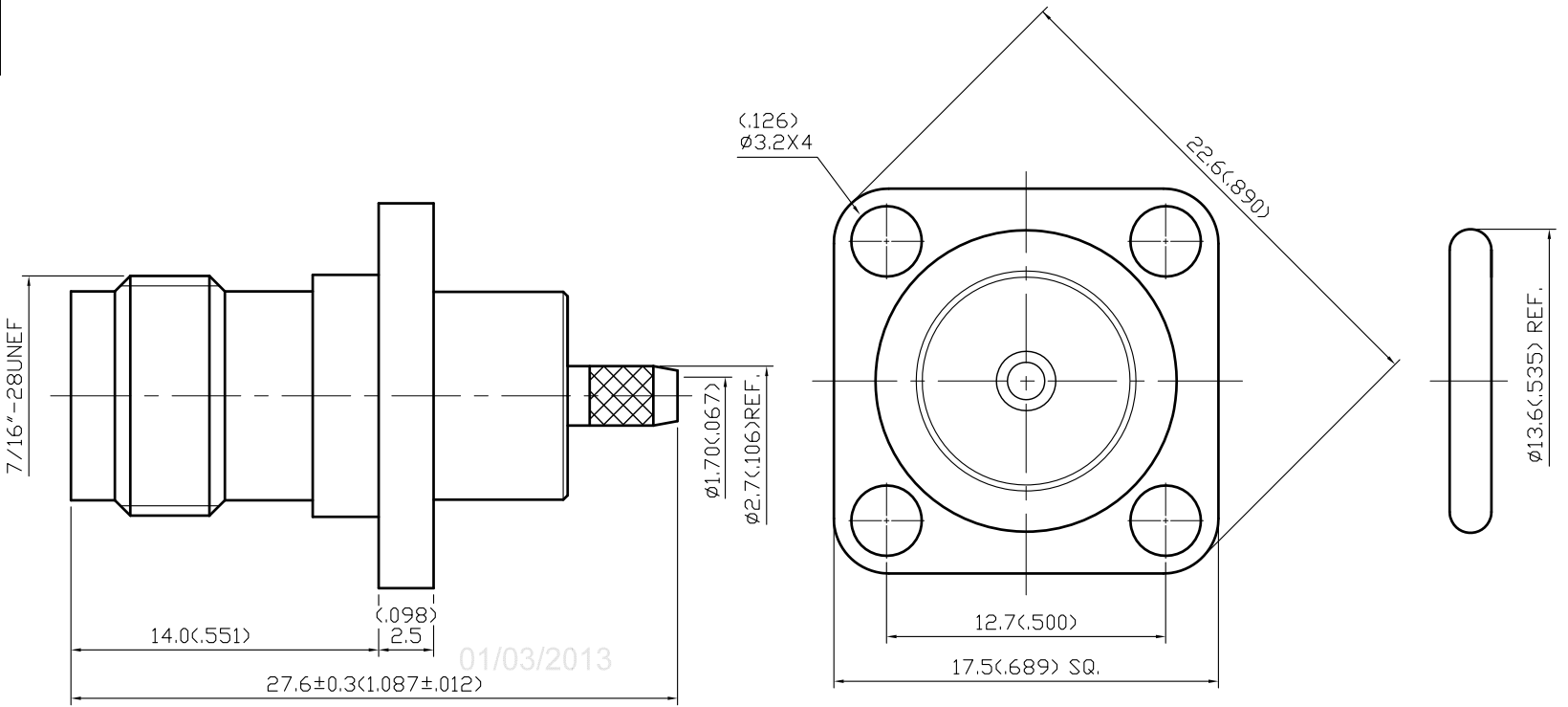


NO	DESCRIPTION	DATE
①	DEL PROOF VOLTAGE WORKING VOLTAGE → VOLTAGE RATING	12.28.12'



1.0 ELECTRICAL

- 1.1 FREQUENCY RANGE: DC-3 GHz
- 1.2 NOMINAL IMPEDANCE: 50 OHM
- 1.3 VOLTAGE RATING: 500 VOLTS MAX. ①

2.0 MATERIALS

- 2.1 BODIES: BRASS PER JIS-C3604
- 2.2 CENTER CONTACT: BRASS PER JIS-C3604
- 2.3 INSULATION: TEFLON PER ASTM D1457 AND ASTM D1710
- 2.4 CRIMP FERRULE: BRASS PER JIS-C2700

3.0 FINISHES AND OTHERS

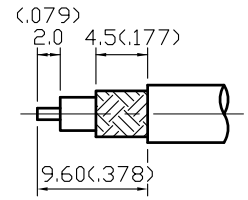
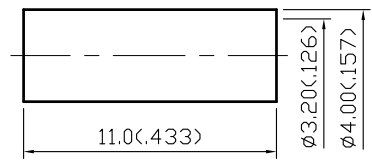
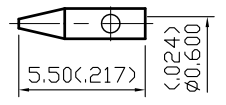
3.1 SEE BELOW TABLE FOR DETAILS.

4.0 MECHANICAL

- 4.1 INTERFACE IN ACCORDANCE WITH: MIL-STD-348A
- 4.2 FOR USE WITH RG174U OR SIMILAR STYLE CABLE
- 4.3 CABLE ATTACHMENT: OUTER: CRIMP, INNER: SOLDER
- 4.4 CRIMP SIZE REQUIRED: FERRULE: 3.5(.138) HEX. CRIMP TOOL

5.0 ENVIRONMENTAL

- 5.1 OPERATING TEMPERATURE RANGE: -65° C TO +165° C
- 5.2 CONNECTOR MUST WITHSTAND WATERPROOF LEAK TEST PRESSURE 3kg/cm² MIN.



STRIPPING DIMENSION

11	CRIMP FERRULE	BRASS	1	NICKEL
10	CENTER CONTACT II	BRASS	1	GOLD
9	O-RING III	SILICONE	1	BLACK
8	CHASSIS	BRASS	1	NICKEL 100μ" MIN.
7	O-RING II	SILICONE	1	BLACK
6	INSULATION II	TEFLON	1	NONE
5	O-RING I	SILICONE	1	BLACK
4	WASHER	BRASS	1	NICKEL
3	CENTER CONTACT I	BRASS	1	GOLD
2	INSULATION I	TEFLON	1	NONE
1	BODY	BRASS	1	NICKEL 100μ" MIN.
NO	DESCRIPTION	MATERIAL	Q'TY	FINISH

APPROVED by _____ DATE: _____

DESCRIPTION		TNC STRAIGHT SQUARE FLANGE JACK CRIMP						
製圖	DRAWN	TOLERANCE	品名	XRF-15-13-1 T.G.N 174U	日期	DATE	版次	REV.
	Kristina	.X ±0.2	TITLE	\ROHS COMPLIANT (50Ω)	06.04.04'		B-1	
檢圖	CHECK	.XX ±0.1	單位	mm(in)	DWG.NO.	15-0174		
	Ivan	.XXX ±0.05	比例	SCALE	4:1			
認定	APPROVAL	ANGLE ±5°	Xmultiple Technologies, Inc.					
	Angela							