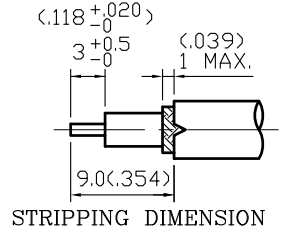
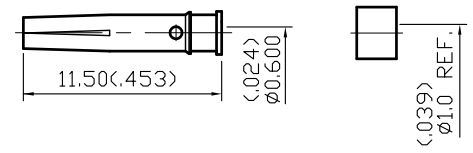
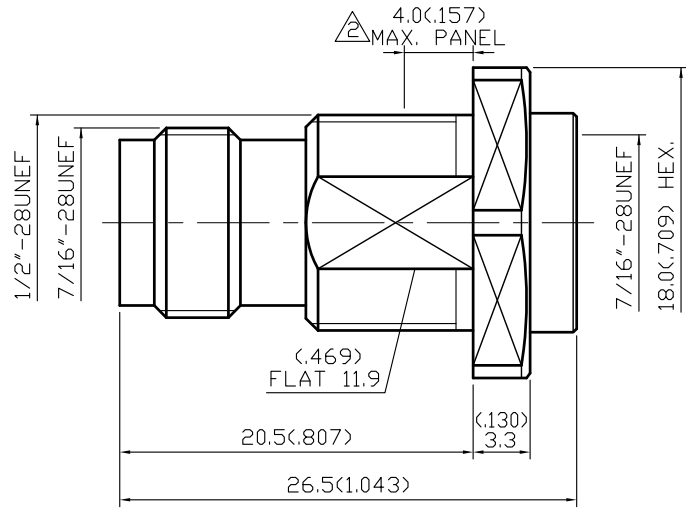
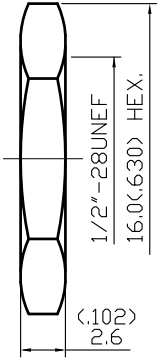
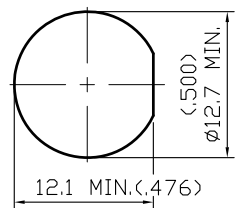
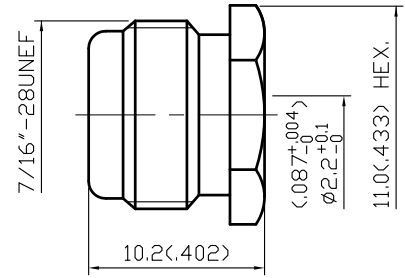
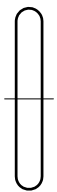
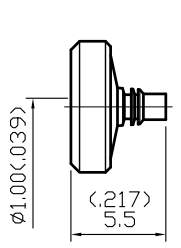


NO	DESCRIPTION	DATE
①	ADD 9.3 ^{+0.1} / _{-0.2} NICKEL 100μ" MIN. → NICKEL	05.05.09
②	ADD WORKING VOLTAGE ADD PROOF VOLTAGE ADD 4.2 ; 5.2 ; 4.0 MAX. PANEL	08.03.12'
③	ADD MOUNTING HOLE	09.12.12'
④	DEL PROOF VOLTAGE WORKING VOLTAGE → VOLTAGE RATING	12.28.12'



01/03/2013



1.0 ELECTRICAL

- 1.1 FREQUENCY RANGE: DC-6 GHz
- 1.2 NOMINAL IMPEDANCE: 50 OHM
- 1.3 VOLTAGE RATING: 375 VOLTS MAX. ② ④

2.0 MATERIALS

- 2.1 BODIES: BRASS PER JIS-C3604
- 2.2 CENTER CONTACT: BERYLLIUM COPPER PER ASTM B196 UNS C17300
- 2.3 INSULATION: TEFLON PER ASTM D1457 AND ASTM D1710

3.0 FINISHES AND OTHERS

- 3.1 SEE BELOW TABLE FOR DETAILS.

4.0 MECHANICAL

- 4.1 INTERFACE IN ACCORDANCE WITH: MIL-STD-348A
- 4.2 FOR USE WITH RG178U OR SIMILAR STYLE CABLE ②

5.0 ENVIRONMENTAL

- 5.1 OPERATING TEMPERATURE RANGE: -65° C TO +165° C
- 5.2 CONNECTOR MUST WITHSTAND WATERPROOF LEAK TEST PRESSURE 3kg/cm² MIN. ②

16	NUT II	BRASS	1	NICKEL 100μ" MIN.
15	O-RING V	SILICONE	1	BLACK
14	BRAID CLAMP II	BRASS	1	NICKEL 100μ" MIN.
13	O-RING IV	SILICONE	1	RED
12	BRAID CLAMP I	BRASS	1	NICKEL 100μ" MIN.
11	INSULATION III	TEFLON	1	NONE
10	CENTER CONTACT	BERYLLIUM COPPER	1	GOLD
9	O-RING III	SILICONE	1	BLACK
8	BODY	BRASS	1	NICKEL 100μ" MIN.
7	INSULATION II	TEFLON	1	NONE
6	O-RING II	SILICONE	1	BLACK
5	O-RING I	SILICONE	1	BLACK
4	WASHER II	BRASS	1	NICKEL 100μ" MIN.
3	INSULATION I	TEFLON	1	NONE
2	WASHER I	BRASS	1	NICKEL
1	NUT I	BRASS	1	NICKEL 100μ" MIN.
NO	DESCRIPTION	MATERIAL	Q'TY	FINISH

APPROVED by _____ DATE: _____

DESCRIPTION		TNC STRAIGHT BULKHEAD JACK CLAMP FOR RG178U						
製圖	DRAWN	TOLERANCE	品名	XRF-15-04-3 T.G.N RG178U	日期	DATE	版次	REV.
檢圖	CHECK	.X ±0.2	TITLE	\ROHS COMPLIANT (50Ω)	日期	03.19.08'	次	A-4
認圖	APPROVAL	.XX ±0.1	單位	mm(in)	DWG.NO.	15-0253		
定	ANGELA	.XXX ±0.05	比例	SCALE	Xmultiple Technologies, Inc.			
	ANGELA	ANGLE ±5°		3:1				