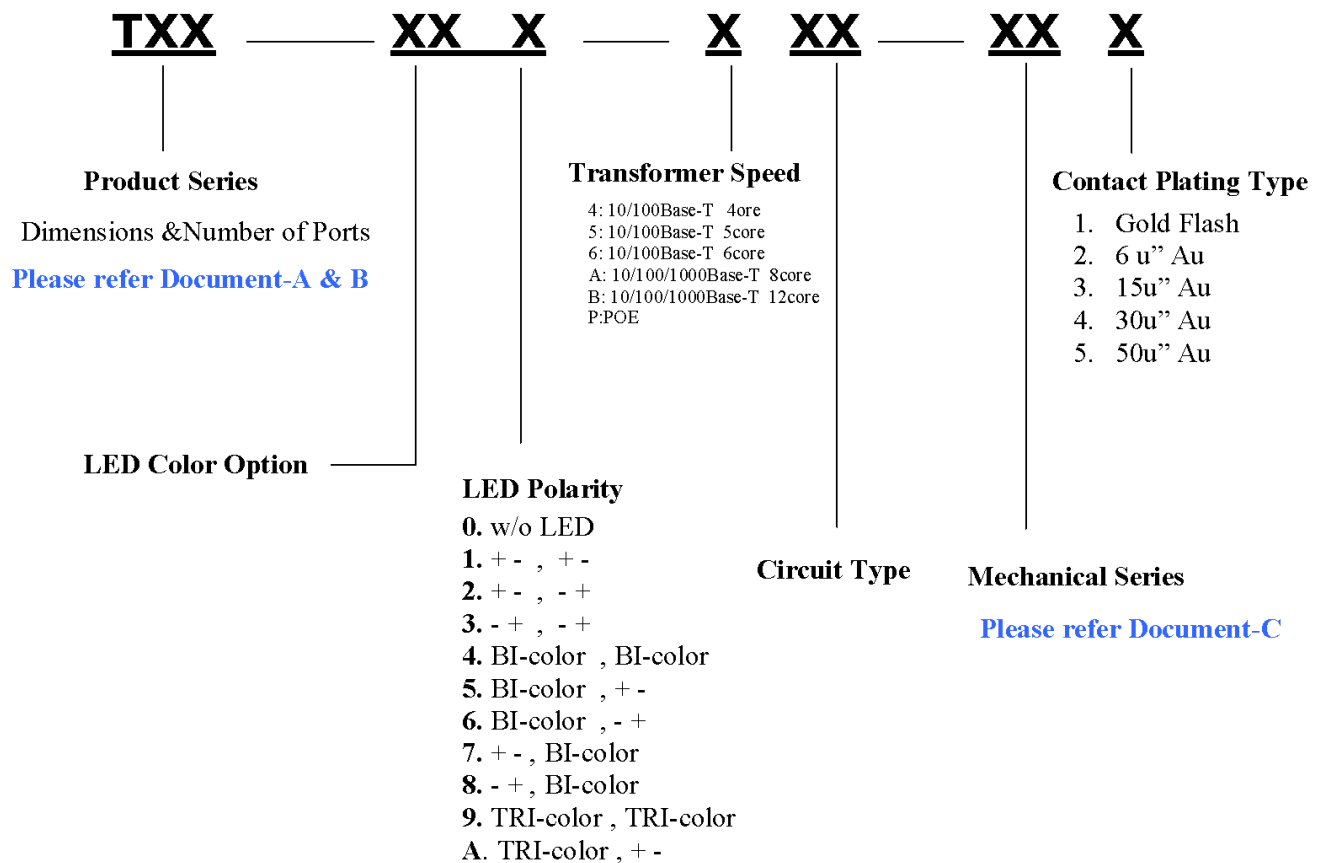


Part Numbering XMH- TXX Series

RJ45 with LAN Magnetic

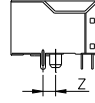
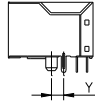


■ RJ45 Connector with Integrated Magnetics Series

PART NUMBER SERIES	DESCRIPTION
T01 Series	RJ45 Single Port 10/100/1000Base-T L=21.6,TAB DOWN,MECHANICAL:Xmultiple
T02 Series	RJ45 Single Port 10/100/1000Base-T L=25.4,TAB UP,MECHANICAL:WEI ER TE
T03 Series	RJ45 Single Port 10/100/1000Base-T L=21.6,TAB UP,MECHANICAL:KEQING
T04 Series	RJ45 Single Port 10/100/1000Base-T L=32.5,TAB UP.MECHANICAL:SJC
T05 Series	RJ45 Single Port lower Profile 10/100Base-T TAB UP.MECHANICAL:E-CONN
T06 Series	RJ45 1*2 Port 10/100/1000Base-T L=21.6,TAB UP.MECHANICAL:E-CONN
T07 Series	RJ45 1*4 Port 10/100/1000Base-T ,TAB DOWN.MECHANICAL:E-CONN
T08 Series	RJ45 1*4 Port 10/100/1000Base-T W/O LED ,TAB DOWN.MECHANICAL:E-CONN
T09 Series	Vertical Mount RJ45 10/100/1000Base-T.MECHANICAL:PW
T10 Series	RJ45+USB 2.0 10/100Base-T.MECHANICAL:PW
T11 Series	RJ45+2USB Stack 2.0 10/100Base-T.MECHANICAL:Xmultiple
T12 Series	RJ45+2USB Stack 2.0 10/100/1000Base-T.MECHANICAL:HF
T13 Series	RJ45 2*1 Port 10/100/1000Base-T.HORIZONTAL PIN.MECHANICAL:E-CONN
T14 Series	RJ45 2*2 Port 10/100/1000Base-T.MECHANICAL:E-CONN
T15 Series	RJ45 2*4 Port 10/100/1000Base-T.MECHANICAL:E-CONN
T16 Series	RJ45 2*6Port 10/100/1000Base-T .MECHANICAL:E-CONN
T17 Series	RJ45 2*8Port 10/100/1000Base-T .MECHANICAL:E-CONN
T18 Series	RJ45 Single Port 10/100/1000Base-T SMT.MECHANICAL:CPC
T19 Series	RJ45 2*1 Port 10/100/1000Base-T.MECHANICAL:SJC
T20 Series	RJ45 Single Port 10/100/1000Base-T L=21.6,TAB DOWN,MECHANICAL:WEI ER TE
T21 Series	RJ45 1*4 Port 10/100/1000Base-T ,TAB UP..MECHANICAL:SJC
T22 Series	RJ45 Single Port 10/100/1000Base-T L=25.4,TAB UP..MECHANICAL:SJC
T23 Series	RJ45 2*1 Port 10/100/1000Base-T.MECHANICAL:SJC
T24 Series	RJ45 2*8Port 10/100/1000Base-T ,HORIZONTAL PIN.MECHANICAL:E-CONN
T25 Series	RJ45 Single Port 10/100/1000Base-T L=21.6,TAB UP,MECHANICAL:FEILIDA
T26 Series	RJ45 2*8Port 10/100/1000Base-T ,.MECHANICAL:UE

■ Lan Magnetics Series

PART NUMBER SERIES	DESCRIPTION
TMS16 Series	16PIN 10/100 Base-T SMT LAN Transformer
TMD20 Series	20PIN 10/100 Base-T DIP LAN Transformer
TGD24 Series	24PIN 10/100/1000 Base-T SMT LAN Transformer
TMD40 Series	40PIN 10/100Base-T DIP LAN Transformer
TMS40 Series	40PIN 10/100Base-T SMT LAN Transformer
TGS48 Series	48PIN 10/100/1000 Base-T SMT LAN Transformer
TMD50 Series	50PIN 100/1000Base-T DIP LAN Transformer
TGS50 Series	50PIN 100/1000Base-T SMT LAN Transformer
TGD72 Series	72PIN 10/100/1000 Base-T DIP LAN Transformer
TGS24 Series	24PIN 10G Base-T SMT LAN Transformer



01. W/LED,W/ALL SPRING , STANDARD
- 02: W/LED,W/O ALL SPRING , STANDARD
- 03: W/O LED ,W/O EMI FINGER,STANDARD
- 04: W/O LED ,W/ALL SPRING , STANDARD
05. Z=3.65, EMI finger on all side
06. Z=3.65, Non- EMI finger
07. Z=3.05, EMI finger on all side
08. Z=3.05, Non- EMI finger
09. 4 Port w/2 Tabs, Y=3.05, EMI finger on all side
- 10 . 4 Port w/3 Tabs, Y=3.05, EMI finger on all side
11. 4 Port w/o Tabs, Y=3.05, EMI finger on all side
12. 4 Port w/3 Tabs, Z=3.65, EMI finger on all side
13. 4 Port w/3 Tabs, w/o Grounding, EMI finger on all side
14. W/o left & right side EMI finger
15. Y=3.05, EMI finger on top side
16. EMI finger on top side
- 17 4 Port w/3 Tabs, Y=3.05, EMI finger on top side
18. 4 Port w/0 Tabs, Z=3.68, NON-EMI finger
19. 4 Port w/3 Tabs, Y=3.05, NON-EMI finger
- 20.4 Port w/2 Tabs, Y=3.05, NON-EMI finger
- 21.4 Port w/3 Tabs, Z=3.05, NON-EMI finger
22. 4 Port w/0 Tabs, Y=3.05, NON-EMI finger
- 0A. W/O SHIELD,W/LED
- 0B. W/O SHIELD,W/O LED

Xmultiple

LED COLOR OPTION TABLE

LED CODE	LEFT LED#2		RIGHT LED#2	
0	BK		BK	
1	YE		GR	
2	BK		GR	
3	GR		BK	
4	GR		YE	
5	GR		GR	
6	YE		YE	
7	OR	GR	OR	GR
8	YE	GR	YE	GR
9	RD		BK	
0A	GR	YE	GR	YE
0B	RD	GR	RD	GR
0C	RD	GR	GR	YE
0D	GR		GR	YE
0E	YE		GR	YE
0F	OR		GR	
0G	GR	OR	GR	OR
0H	GR	YE	GR	
0J	RD	GR	YE	
0K	YE		OR	GR
0L	GR	YE	RD	GR
0M	RD		YE	
0N	GR	OR	YE	
0P	OR	GR	YE	
0Q	GR		YE	GR
0R	GR		GR	OR
0S	GR		RD	GR
0T	RD		RD	
0V	YE	GR	GR	
0Y	GR	OR	YE	YE
0Z	GR	OR	YE	GR
13	YE		RD	
14	BK		RD	
15	BK		YE	
16	RD		RD	GR
18	RD		GR	
19	AM		GR	
20	YE	GR	RD	GR
21	GR		RD	
22	GR		AM	
23	BK		RD	GR
24	OR		BL	
25	OR		GR	OR
26	GR	YE	RD	
27	GR	RD	GR	YE
28	BL	GR	RD	
29	GR	YE	YE	
30	YE	GR	YE	
31	GR	OR	GR	
32	RD	GR	RD	YE
33	RD	YE	RD	GR
34	GR		OR	
35	OR	GR	GR	OR
36	RD	YE	GR	
37	GR		GR	AM
38	YE	RD	GR	
39	YE		GR	OR
40	RD	YE	RD	YE
41	AM		GR	OR
42	GR	YE	GR	OR
43	GR		BL	
44	GR		OR	GR

BK=BLOCKED
 YE=YELLOW
 GR=GREEN
 OR=ORANGE

RE=RED
 AM=AMBER
 BL=BLUE