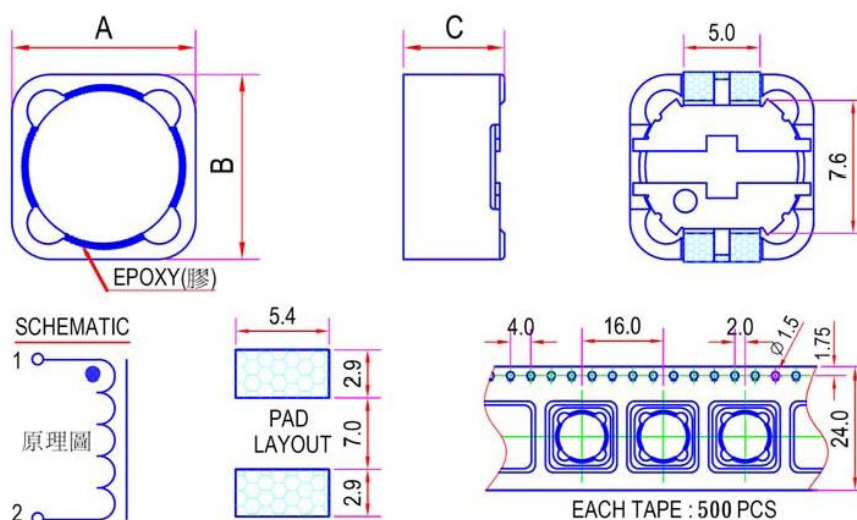


SMT Power Inductor Shield Drum Core – XWP Series

XWP-SMTDRRI124-R5N-XTIZ0

Page : 1/2

1.MECHANICAL DIMENSIONS (外形尺寸): DRAW NO.: SMTDRRI124-Y



Item項目	Spec.(規格mm)	Typ.(參考值)	Item項目	Spec.(規格mm)	Typ.(參考值)
A	12.0+0.3	12.10	F		
B	12.0+0.3	12.11	G		
C	4.5 MAX	4.41	H		
D			I		
E			J		

2. NOTES (備注, 包括印字及起始同相端等特別要求):




2.1 Marking (印字): ""

CUSTOMER APPROVED (客戶確認)	APPROVED(確認)	CHECKED(檢查)	DRAWN(制圖)
			

SMT Power Inductor Shield Drum Core – XWP Series

XWP-SMTDRRI124-R5N-XTIZ0

Page : 2/2

3. ELECTRICAL CHARACTERISTICS (電特性要求) :			
Item (項目)	Specifications (規格)	Typ.(參考值)	Test equipments (測試設備) :
L	0.5uH ± 30%	486nH	HP4284A PRECISION LCR METER
L Load	+18A:L DROP 25% TYP	465nH	HP4284A WITH HP42841A CURRENT SOURCE
Test Freq.	@100kHz 0.1V		HP4284A PRECISION LCR METER
DCR	2.3mOHM MAX	1.92mOHM	CHENHWA 502 OHM METER
I sat.	18A MAX		HP4284A WITH HP42841A CURRENT SOURCE
Turns	2.5TsX4 (REF)(四線並繞)		
Ope.Temp.	-40 TO 105°C		HC-D3M TEMP. & HUMIDITY CHAMBER
Stor.Temp.	-40 TO 105°C		HC-D3M TEMP. & HUMIDITY CHAMBER
ELECTRICAL NOTES (電特性備注欄) :			
客戶要求降低DCR,故為0.45線四線并繞.			
		APPROVED(確認)	CHECKED(檢查)
			
			
ISSUED DATE(出版日期): 2011/08/30 PRINT DATE(出圖日期): 2011/08/31 REV(版次):XA			